

Ms. Yamilet's Lesson Plan

Intermediate Level + Experienced Level

(ages 7 +)

Understanding Perspective and Depth (Part One)

Objective: In order to create a successful environment, students will learn one, two point perspective and depth. In this lesson students will first create a landscape that explores the idea of depth - a foreground, middle ground and background.

Skills Learned: Students will understand atmospheric perspective which is the knowledge of creating objects that are being viewed from a distance. The materials used will be construction paper and glue in order for students to understand the "layering" technique

Art Example:



Students Artwork:



Intermediate Level + Experienced Level


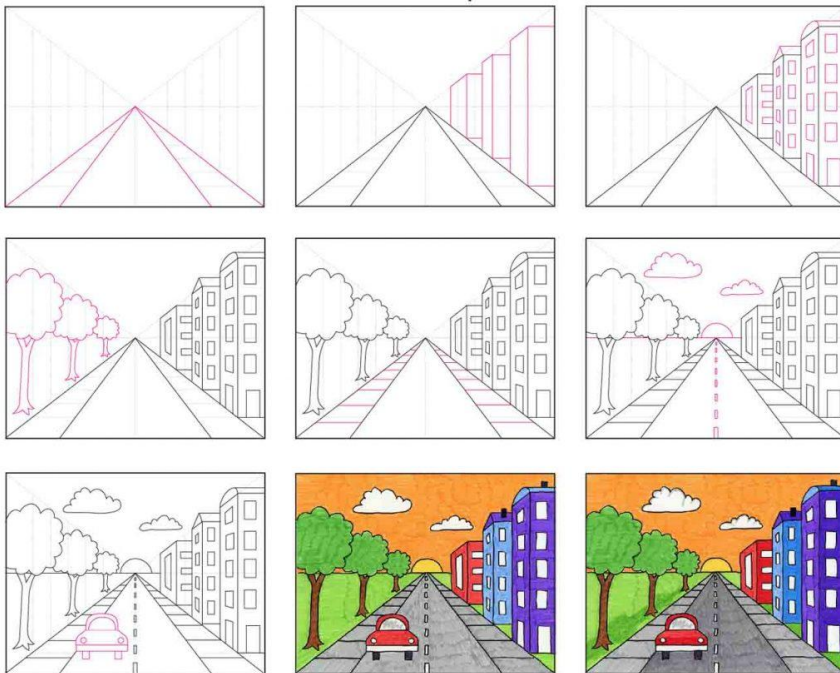
(ages 7 +)

Understanding Perspective and Depth (Part Two)

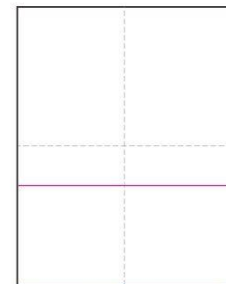
Objective: In order to create a successful environment, students will learn one, two point perspective and depth. In this lesson students will first create an environment that follows one point and two point perspectives.

Skills Learned: Students will understand perspective which will allow them to create environments/ landscapes that reads believable in the sense that one can stand and live in these spaces. The materials will first be sketch/drawing paper and graphite pencils (shading will be involved) followed by color pencils.

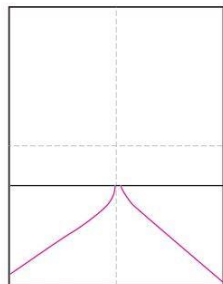
Art Example (1 point):



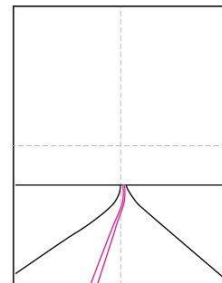
Materials: Marker, Crayola crayons



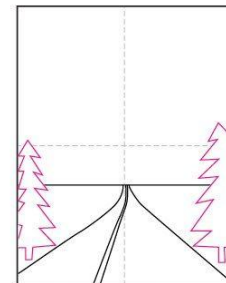
1. Make guide lines. Draw horizon



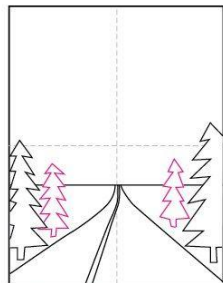
2. Draw the road.



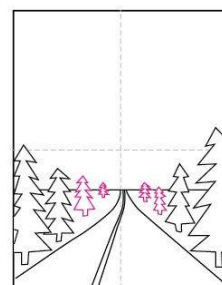
3. Add the center road line.



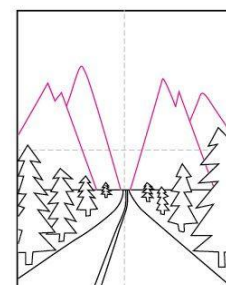
4. Draw two large trees.




5. Draw two smaller trees.



6. Add four smaller trees.



7. Draw the mountains.



8. Add clouds .

Students Artwork:



Ms. Yamilet's Lesson Plan

Beginner Level

(ages 5-7)

Jungle Life Of A Monkey


Objective: Following my step by step instructions, my students will draw and paint a wildlife scene with a monkey inside. This is a fun learning experiment to spark creativity and uniqueness in each student.

Skills Learned: Completing a full landscape painting (composition) while also using colors wisely for every jungle element to read clearly.

Art Example:



Student Artwork:



Beginner Level

(ages 5-7)

Sea Life Fun

Objective: Students will once again use their skills with using shapes to depict sea life animals such as: a seahorse, crabs and fish! Materials are as follows: pencil drawing, and either acrylic or watercolor paint.

Skills Learned: composition (placing the sea animals in interesting places on their paper), color knowledge and creativity!

Art Example:



Student Artwork:



Ms. Yamilet's Lesson Plan

Intermediate Level + Experienced Level

(ages 7 +)

Windowsill Cat

Objective: Students will successfully paint a tranquil scene of a cat on a windowsill. Using watercolor to complete the painting, students will have to use layering techniques to get the required look. First we will paint what's inside the window: the mountains, the hills, and buildings. Once everything is dry we continue with the window, windowsill, cat and curtains!

Skills Learned: composition, layering, colors, pattern making and the understanding on how to use watercolor mediums.

Art Example:



Student Work:



Ms. Yamilet's Lesson Plan

Beginner Level

(ages 5-7)

Silhouette Birds

Objective: Students will successfully finish an oil pastel artwork of silhouetted birds. Following my drawing instructions, my artists will have free range on their usage of colors for their backgrounds.

Skills Learned: Shapes and Color Theory, Understanding of clear silhouettes.

Art Example:



Student Work:



Ms. Yamilet's Lesson Plan

Intermediate/Experienced Level

(ages 7+)


Objective: Students will successfully create a colorful still life of a vase filled with flowers on top of cloth. This project exercise is fundamental for artists to correctly draw everyday options, hence, it expands the drawing skills.

Skills Learned: composition, shading, colors and shape theory, creativity!

Art Example:



Student Artwork:



Ms. Yamilet's Lesson Plan

Experienced Level

(ages 9+)

With these classes of talented students, I would love to see their skills painting themselves - a self portrait - or painting a loved one by memory or photograph. This is a great assignment to learn the skills of drawing human faces. I would like my students to start off with pencil drawings before moving on to painting with watercolor! Painting the human anatomy is a skill that every great artist holds! Students also get to explore creating a background that describes themselves(if they create a self portrait) or their loved one.

Below is my example of a portrait I painted of my father in watercolor:



I painted a night scene of nature behind my dad because he loves the outdoors.

Intermediate Level + Experienced Level

(ages 6 +)

The Busy Pond

Objective: Following my instructions, students will create and finish a beautiful pond watercolor painting. The artwork will include shapes of insects, frogs, lily pads and fish that are against a simple background in order for the main subjects to "pop out" in the finished piece.

Skills Learned: composition, colors, and understanding the layering process of watercolor paint.

Art Example:



Student Artwork:



Ms. Yamilet's Lesson Plan

Intermediate Level + Experienced Level

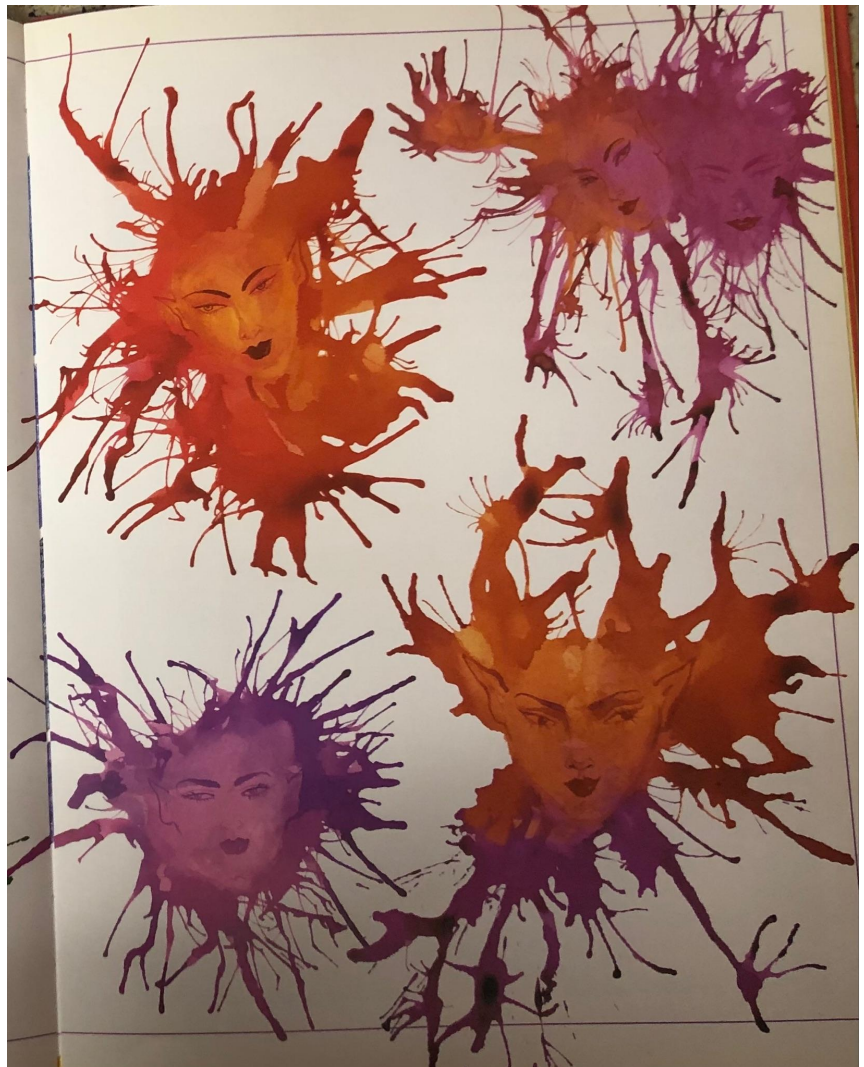
(ages 7 +)

Blow Painting Portrait

Objective: Students will use straws in order to create abstracted paint "explosions" to complete a portrait! The steps are as followed: Adding 2 harmonious colors close together (orange and red, pink and purple, blue and green) on watercolor paper, blowing with a straw in any and every direction to get desired effect, gently patting the middle of splatter with a damp paper towel, after everything is draw, sketch then paint your face(s).

Skills Learned: Knowledge of unique ways to use watercolor paint, and portrait drawing techniques.

Art Example:



Student Artwork:



Ms. Yamilet's Lesson Plan

Intermediate Level + Experienced Level

(ages 7 +)

Watercolor Portrait Painting: Young Girl

Objective: Students will follow step by step instructions in order to create a beautiful watercolor portrait painting. We start with the drawing stage followed by layers of paint. This portrait painting will encourage students to love the watercolor medium!

Skills Learned: Human facial anatomy/ expressions, watercolor painting techniques, creativity !

Art Example:



Student Artwork:



Ms. Yamilet's Lesson Plan

Intermediate Level + Experienced Level

(ages 7 +)

David Hockney's Pop Art Painting: The Splash (1966)


Objective: Students will be able to recreate artist David Hockney's pop art painting: The Splash with shapes and acrylic paint. Understanding the importance of using shapes will result in a successful painting.

Skills Learned: color and shape theory, compositional skills, and acrylic paint techniques

Art Example:



Student Artwork:



Ms. Yamilet's Lesson Plan

Beginner Level


(ages 5-7)

Retro Robot



Objective: My students will create a fun art piece of a retro stylized robot. After drawing their robots, students can choose to complete their art in the following art mediums: oil pastels, pastels, watercolor, color pencil, markers, or crayons.

Skills Learned: shapes and color theory, experimenting with textures, and creativity!

Art Example:



Student Artwork:



Ms. Yamilet's Lesson Plan

Beginner Level

(ages 5-7)

Patterned Landscape

Objective: My artists will create creative patterned landscapes. They will have free range on what designs they will like to draw and then paint. Watercolor or color pencils will be used for this assignment

Skills Learned: Abstract understanding, color and shape theory + creativity !

Art Example:



Student Artwork:



Ms. Yamilet's Lesson Plan

Beginner Level

(ages 5+)

Shapes Galore

Objective: My artists will create a beautiful Taj Mahal/ islamic inspired piece with an emphasis on shape design! Every drawing is started off with pencil and will require oil pastels for the final finish. This Islamic traditional artwork will expose students to a culture enriched with amazing architecture while expanding their knowledge of the world we live in today.

Skills Learned: Abstract understanding, color and shape theory + creativity !

Art Example:



Beginner Level

(ages 5+)

Desert Landscape

Objective: My artists will create a more appealing, textured desert landscape with construction paper and crayons! Every student will use their skills in cutting out certain shapes such as the cactus, snake, mountains, etc. This exercise will motivate the students to be more creative on how to make art with more than just a pencil.

Skills Learned: Color and shape theory, composition, arts & crafts + creativity !

Art Example:



Ms. Yamilet's Lesson Plan

Intermediate Level + Experienced Level

(ages 7 +)

Daisy Flowers

Objective: Students will be able to paint daisy flowers in order to understand how light and shadows affect objects in our everyday lives. Every successful artist is able to understand realism and how realism works for living + non living objects.

Skills Learned: composition, light and shadow , watercolor painting techniques, and creativity !

Art Example:



Ms. Yamilet's Lesson Plan

Intermediate Level + Experienced Level

(ages 7 +)

Surreal Abstract Painting

Objective: Students will paint a tropical beach landscape while being mindful of how loose they can get with their shapes and colors. By being loose and not super detailed with their painting, it will allow us to understand the impact of shapes and colors when we use these principles to our advantage.

Skills Learned: color theory + understanding, shape analysis, composition, perspective, and creativity!

Art Example:



Ms. Yamilet's Lesson Plan

Beginner Level

(ages 5+)

A Gator and His Pal

Objective: My artists will create a joyful art piece that features the habitat of an alligator and his bird friend. Students are free to use paint or oil pastels to complete their work.

Skills Learned: Color and shape theory, composition + creativity !

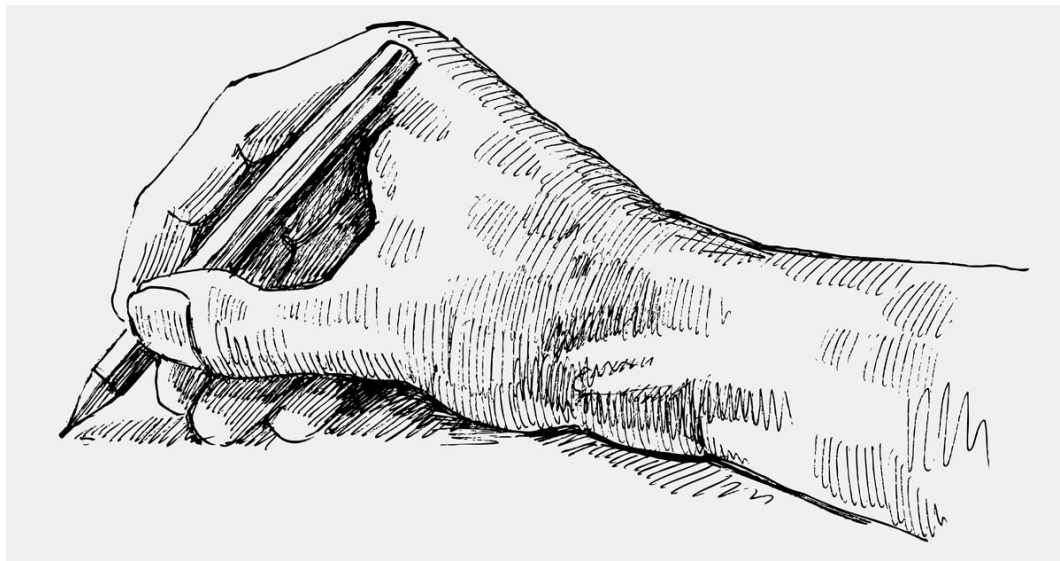
Art Example:



Ms. Yamilet's Lesson Plan

Developing Drawing Skills 1

HANDS



Ms. Yamilet's Lesson Plan

Developing Drawing Skills 2

FEET



Ms. Yamilet's Lesson Plan

Developing Drawing Skills 3

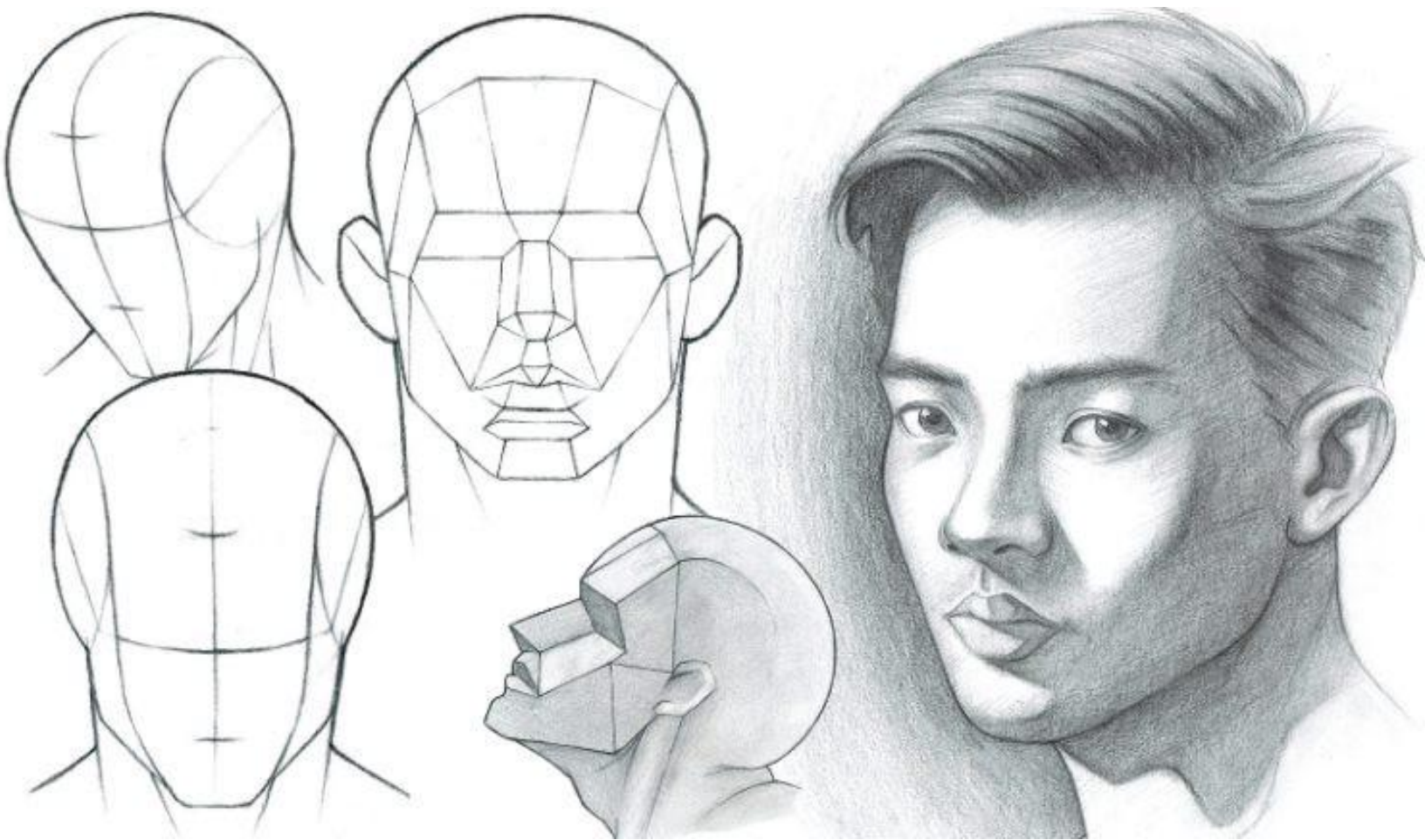
FACE PART 1



Ms. Yamilet's Lesson Plan


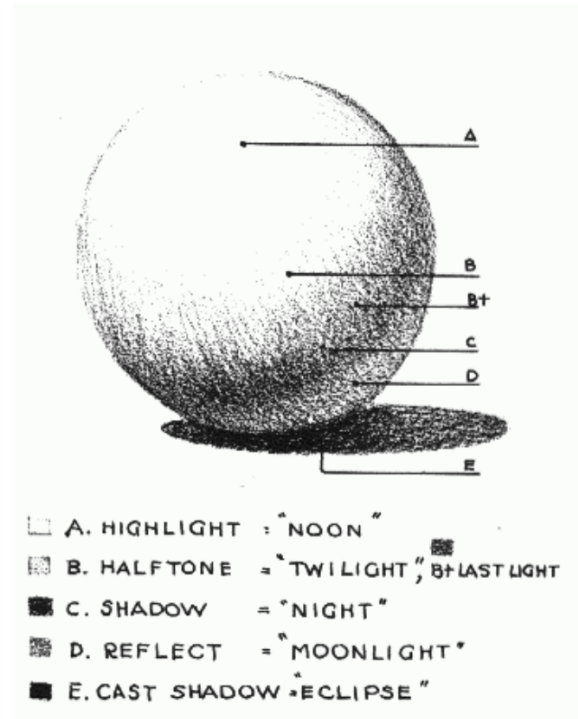

Developing Drawing Skills 4

FACE PART 2



Developing Drawing Skills 5

STILL LIFE PART 1



Ms. Yamilet's Lesson Plan

Developing Drawing Skills 6

STILL LIFE PART 2

